

DURCHFLUSSWERTE VON RAVAK ARMATUREN

Durchflussmenge wird in l/min bei einem Druck von 0,3MPa angegeben

RAVAK code	Waschtisch	Bidet	Badewanne	Kopfbrause	Handbrause	OUT 1	OUT 2	OUT 3
ES 012.XX	5							
ES 014.XX	5							
ES 015.XX	5							
ES 018.XX	5							
ES 019.XX.O1	5							
ES 019.XX.O1.RB07B	5							
ES 021.XX.O1			18					
ES 022.XX			20		20			
ES 032.XX					24			
ES 056.XX		5						
ES 061.XX.O2						19	22	
ES 062.XX.O1						22		
ES 063.XX.O2.RB07C						19	19	
ES 065.XX.O2.RB07D.+S					10		16	
ES 065.XX.O2.RB07E						12	12	
ES 067.XX.O3.RB07C						18	18	18
ES 068.XX.O3.RB07D.+S					10		17	16
ES 068.XX.O3.RB07F						22	22	22
ES 080.XX			13		10			
ES 091.XX				10	13			
EL 012.XX	5							
EL 014.XX	5							
EL 015.XX	5							
EL 019.XX.O1.RB07B	5				25			
EL 022.XX			13		22			
EL 032.XX			25					
EL 056.XX		5						
EL 061.XX.O2						18	21	
EL 062.XX.O1						25		
EL 065.XX.O2.RB07D.+S					10		18	
EL 065.XX.O2.RB07E						12	12	
EL 068.XX.O3.RB07D.+S					10		17	18
EL 068.XX.O3.RB07F						22	22	22
PU 014.XX	12							
PU 015.XX	12							
PU 016.XX	12							
PU 019.XX	15							
PU 022.XX			19		11			
PU 022.X1			19		19			
PU 026.XX			21		9			
PU 032.XX					23			
PU 033.00					22			
PU 055.XX		12						

DURCHFLUSSWERTE VON RAVAK ARMATUREN

Durchflussmenge wird in l/min bei einem Druck von 0,3MPa angegeben

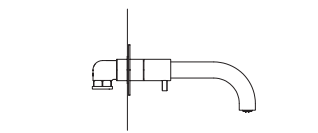
RAVAK code	Waschtisch	Bidet	Badewanne	Kopfbrause	Handbrause	OUT 1	OUT 2	OUT 3
FL 013.XX	12							
FL 014.XX	12							
FL 016.XX	13							
FL 022.XX			21		24			
FL 026.XX			18		11			
FL 032.XX					22			
FL 055.XX		12						
FL 065.XX						25	25	
FL 066.XX						25		
FL 080.XX			18		13			
FL 091.XX				16	10			
FL 112.XX	7	5						
TE 023.XX			21		22			
TE 033.XX					24			
TE 072.XX					23			
TE 082.XX			21		26			
TE 091.XX				19	12			
TE 092.XX			17	12	10			
TE 093.XX				14	11			
TE 092.X1			17	12	10			
TE 093.X1				14	11			
TE 094.XX				16	8			
TD F 012.XX	5							
TD F 014.XX	5							
TD F 015.XX	5							
TD F 022.XX			19		21			
TD F 032.XX					21			
TD F 033.XX					21			
TD F 055.XX		14						
TD F 061.XX						22	21	
TD F 065.00						21	21	
TD F 066.XX						22		
TD F 091.XX				14	11			
TD 012.XX	5							
TD 014.XX	5							
TD 015.XX	5							
TD 022.XX			19		21			
TD 032.XX					21			
TD 033.XX					22			
TD 055.XX		14						
TD 061.XX						22	21	
TD 065.XX						21	21	
TD 066.XX						22		
TD 091.XX				14	11			
CL 011.XX	11							
CL 012.XX	11							
CL 016.XX	7							
CL 022.XX			15		16			
CL 032.XX					17			
CL 055.XX		10						
CL 061.XX						22	23	
CL 065.00						20	20	
CL 066.00						20		

DURCHFLUSSWERTE VON RAVAK ARMATUREN

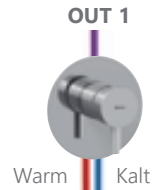
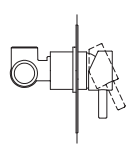
Durchflussmenge wird in l/min bei einem Druck von 0,3MPa angegeben

RAVAK code	Waschtisch	Bidet	Badewanne	Kopfbrause	Handbrause	OUT 1	OUT 2	OUT 3
CR II 014.XX	4							
CR II 015.XX	4							
CR II 022.XX			21		20			
CR 025.XX			16		11			
CR II 032.XX					23			
CR II 056.XX		9						
CR II 063.XX.O2.RB071						20	20	
CR II 065.XX.O2.RB070						19	19	
CR II 067.XX.O3.RB071						20	20	20
CR 080.XX			19		14			
CR II 112.XX	4				5			
CR II 014.X2	4,5							
CR II 015.X2	4,5							
CR II 019.XX.01	4,5							
CR II 026 .XX			20		12,5			
CR II 080.XX.RB07A			25		11			
RS 025.00			19		12			
FM 016.00	18							
FM 080.00			16		12			
FM 080.XX.RB07A			16		12			
FM 082.XX.RB07A			18		12			
BM 011.X1	11				6			
BM 040.X1					9			
DS 091.00				15	8			
DS 092.00				15	8			
LF 012.XX	4							
LF 014.XX	4							
LF 015.XX	4							
LF 022.XX			20		20			
LF 032.XX					23			
LF 056.XX		4						
SL 012.XX	4							
SL 014.XX	4							
SL 015.XX	4							
SL 022.XX			13		18			
SL 032.XX					20			
SL 056.XX		4						
SG 012.xx	4,5							
SG 014.xx	4,5							
SG 015.xx	4,5							
SG 019.xx	4,5							
SG 022.xx			17		18			
SG 032.xx					18			
SG 065.xx.O2.RB072						22	23,5	
SG 065.xx.O2.+S					12	17,5		
SG 080.xx.RB07A			19,5		14			
SG 091.xx				10,5	13,5			

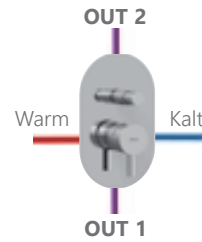
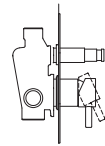
Direkte Wandmontage



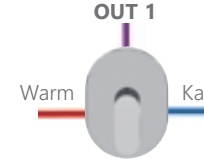
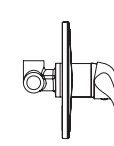
ES 019.XX.O1
ES 021.XX.O1



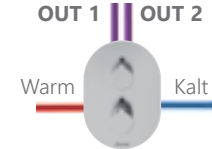
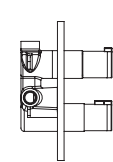
ES/EL 062.XX.O1



ES/EL 061.XX.O2
TD / TD F / CL: 061.XX



CR 064.00



CR 063.XX


Verwendung der R-Box

RB 07B.50



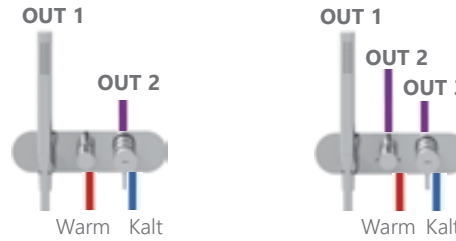
ES/EL 019.00.O1.RB07B

RB 07C.50



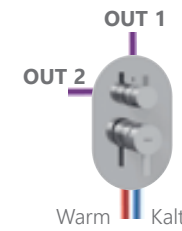
ES 063.XX.O2.RB07C ES 067.XX.O3.RB07C

RB 07D.50



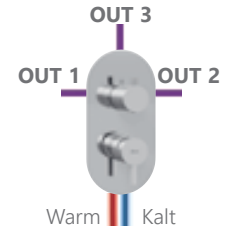
ES/EL 065.XX.O2.RB07D.+S ES/EL 068.XX.O3.RB07D.+S

RB 07E.50



ES/EL 065.XX.O2.RB07E

RB 07F.50



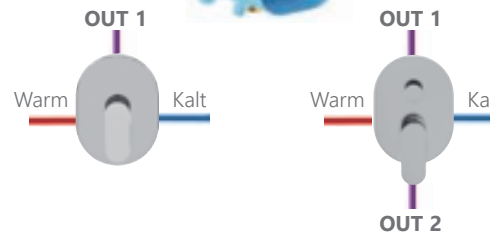
ES/EL 068.XX.O3.RB07F

RB 070.50



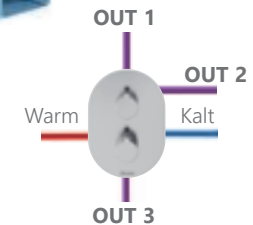
CR / TD / TD F / CL: 066.XX CR / TD / TD F / CL: 065.XX

RB VARI 072.50



FL 066.XX FL 065.XX

RB Multi 071.50



CR 067.00

RB 07A.50



FM 080, 081, 082, CR 080, FL 080

RB 07G.50



ES 080.XX